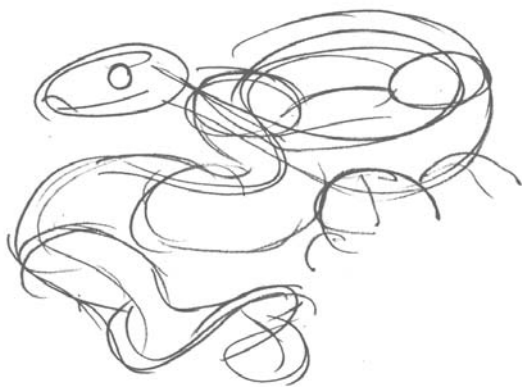
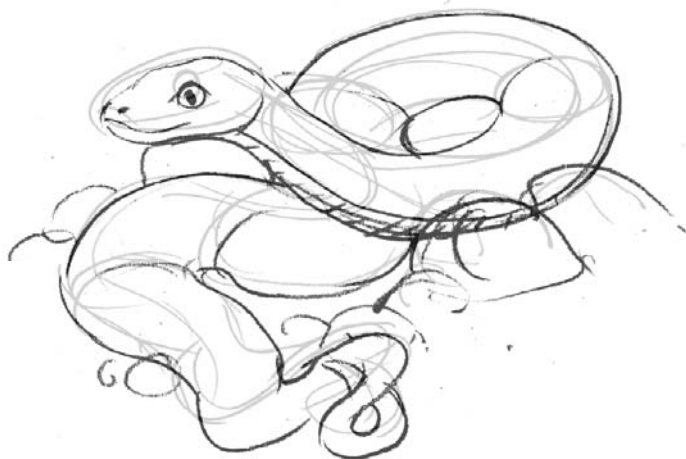



1



2



3



4



Black Tiger Snake

Follow my four simple steps to have the confidence to create your own *Australian Bush Creature*. 1) Very lightly draw some simple construction lines to find your proportions. 2) Build up some detail and start to sculpt your lines and shapes. 3) When you are happy with it ink over your pencil sketch. 4) Last of all colour in your bush creature for the full effect.